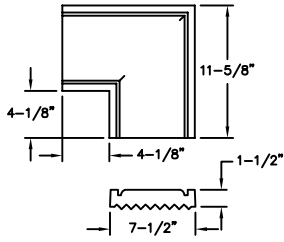
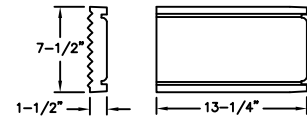
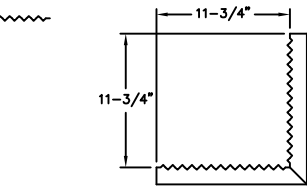


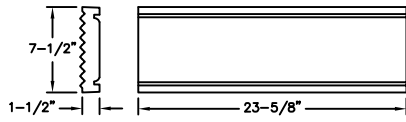
Concrete Designs Inc.
 Illustrations of Terminology
 Screeded (Unfinished) Edge = 



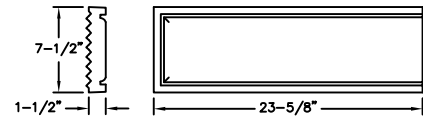
M13 CF 4
 Corner Frame




M13 C 11-5/8
 Corner




M13 S
 Stretcher



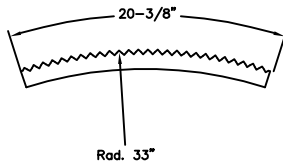
M13 T
 Terminal



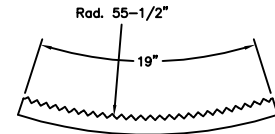
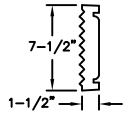
M13 TD
 Terminal Double



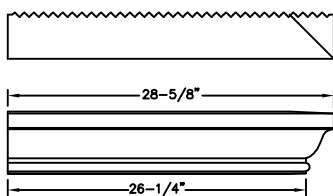
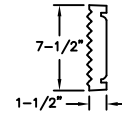
M13 Rad.34
 Radial



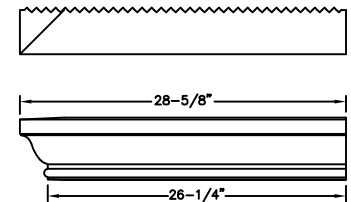
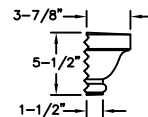
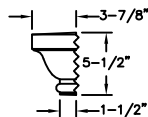
M13 Rad.n33
 Intrados (concave)



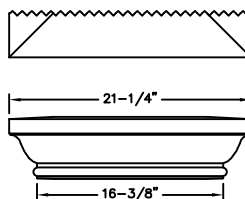
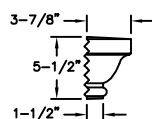
M13 Rad.t 55-1/2
 Extrado (convex)



M13 R R
 Return Right



M13 R L
 Return Left



M40 RD
 Return Double