



Summary

Effective July, 2009

*Please see details for size and specific information

	Precast		GFRC	
	Weight	Price	Weight	Price
	<u>in pounds</u>		<u>in pounds</u>	
Prestige	1,687	\$ 829.13	844	\$ 2,527.30
Jefferson	1,145	\$ 644.67	665	\$ 2,031.43
Stardust	516	\$ 245.79	324	\$ 926.85
Meridian	1,174	\$ 518.52	534	\$ 1,595.40
Fireside	551	\$ 309.80	345	\$ 966.35
Mesquite	681	\$ 327.51	415	\$ 1,170.68
Summit	3,315	\$ 1,806.80	1,910	\$ 5,547.79
Colonial	1,425	\$ 573.35	647	\$ 1,862.93
Irene	2,276	\$ 1,265.93	1,374	\$ 4,148.75
Atlantis	1,093	\$ 936.03	601	\$ 1,883.26
Encanto	2,351	\$ 1,229.27	1,355	\$ 3,754.45
Cimarron	490	\$ 253.71	309	\$ 823.75



Prestige

Effective July, 2009

Firebox size shown: 35"H x 48"W

Modern Texture

Mantelshelf:

<u>Qty</u>	<u>Item</u>	Weight		Price	
		Precast	Concrete		
		<u>Price</u>	<u>Total</u>	<u>Price</u>	<u>Total</u>
1	FP M20 R 6*23-5/8 L LV	\$42.06	\$42.06	\$91.18	\$91.18
1	FP M20 R 6*23-5/8 R LV	42.06	42.06	91.18	91.18
1	FP M20 S v 6*23-5/8 LV	43.66	43.66	91.95	91.95
2	FP M20 S 6*23-5/8 LV	40.93	81.86	86.66	173.32
2	M50 C 12*12-7/8 LV	31.19	62.38	63.91	127.82
2	M50 S 12*31-5/8 LV	16.81	33.62	76.39	152.78
4	PV12 x 24 x 1-1/2 LV	11.88	47.52	57.26	229.04

Face:

1	K 8 LV	9.86	9.86	19.36	19.36
2	M41 CF,I 4-1/8 x 1-1/2 LV	13.78	27.56	31.42	62.84
4	M41 S 31-1/2 x 1-1/2 LV	14.79	59.16	57.14	228.56
2	Pier 43 egg half LV	85.87	171.74	192.81	385.62

Hearth:

1	M20 R 6*11-5/8 L LV	15.21	15.21	41.64	41.64
1	M20 R 6*11-5/8 R LV	15.21	15.21	41.64	41.64
7	M20 S 6* 23-5/8 LV	18.53	129.71	80.19	561.33
4	PV12 x 24 x 1-1/2 LV	11.88	47.52	57.26	229.04

Total

\$829.13


\$2,527.30

Weight

1,687 Lbs.

844 Lbs.

Price



Jefferson

Effective July, 2009

Firebox size shown: 30"H x 42"W

Modern Texture

Mantelshelf:

<u>Qty</u>	<u>Item</u>	Weight		Price	
		Precast Concrete		GFRC	
		<u>Price</u>	<u>Total</u>	<u>Price</u>	<u>Total</u>
1	FP M20 R 6*23-5/8 L LV	\$42.06	\$42.06	\$91.18	\$91.18
1	FP M20 R 6*23-5/8 R LV	42.06	42.06	91.18	91.18
3	FP M20 S 6*23-5/8 LV	40.93	122.79	86.66	259.98

Face:

2	TGV half LV	26.61	53.22	41.64	83.28
2	M13 T egg 23-5/8 LV	13.90	27.80	41.64	83.28
2	M41 CF, i 4-1/8 x 1-1/2 LV	13.78	27.56	31.42	62.84
5	M41 S 31-1/2 x 1-1/2 LV	14.79	73.95	57.14	285.70
2	PL12 Base Top LV	12.53	25.06	22.33	44.66
4	PV12x24x1-1/2 LV	11.88	47.52	57.26	229.04
1	K8 x 3 LV	12.06	12.06	87.02	87.02

Hearth:

1	M20 R 6* 11-5/8 L LV	15.21	15.21	41.64	41.64
1	M20 R 6* 11-5/8 R LV	15.21	15.21	41.64	41.64
5	M20 S 6*23-5/8 LV	18.53	92.65	80.19	400.95
4	PV 12 x 24 x 1-1/2	11.88	<u>47.52</u>	57.26	<u>229.04</u>

Total

\$644.67

\$2,031.43

Weight

1,145 Lbs.

665 Lbs.

Price



Stardust

Effective July, 2009

Firebox size shown: 32"H x 48"W

Modern Texture

Mantelshelf:

<u>Qty</u>	<u>Item</u>	Weight		Price	
		Precast Concrete		GFRC	
		<u>Price</u>	<u>Total</u>	<u>Price</u>	<u>Total</u>
No mantelshelf shown					

Face:

1	K8 LV	\$9.86	\$9.86	\$19.36	\$19.36
2	M30 CF 4-1/8 LV	8.97	17.94	31.42	62.84
4	M30 S 23-5/8 LV	8.97	35.88	37.48	149.92
2	PL15 Base LV	11.70	23.40	19.36	38.72

Hearth:

1	M20 R 6* 11-5/8 L LV	15.21	15.21	41.64	41.64
1	M20 R 6* 11-5/8 R LV	15.21	15.21	41.64	41.64
5	M20 S 6*23-5/8 LV	18.53	92.65	80.19	400.95
3	PV 12 x 24 x 1-1/2 LV	11.88	<u>35.64</u>	57.26	<u>171.78</u>

Total			\$245.79		\$926.85
Weight			516 Lbs.		324 Lbs.

Price



Meridian

Effective July, 2009

Firebox size shown: 28"H x 42"W

Modern Texture

Mantelshelf:

<u>Qty</u>	<u>Item</u>	Weight		Price	
		Precast Concrete		GFRC	
		<u>Price</u>	<u>Total</u>	<u>Price</u>	<u>Total</u>
1	FP M20 R 6*23-5/8 L LV	\$42.06	\$42.06	\$91.18	\$91.18
1	FP M20 R 6*23-5/8 R LV	42.06	42.06	91.18	91.18
1	FP M20 S v 6*23-5/8 LV	43.66	43.66	91.95	91.95
2	FP M20 S 6*23-5/8 LV	40.93	81.86	86.66	173.32
1	FP M50 RD 12*67 x 4 LV	74.61	74.61	293.44	293.44

Face:

2	M23 T DS 12*5 LV	15.62	31.24	22.00	44.00
2	M35 TD 23-5/8 LV	22.16	44.32	77.16	154.32


Hearth:

1	M20 R 6*11-5/8 L LV	15.21	15.21	41.64	41.64
1	M20 R 6*11-5/8 R LV	15.21	15.21	41.64	41.64
5	M20 S 6* 23-5/8 LV	18.53	92.65	80.19	400.95
3	PV12 x 24 x 1-1/2 LV	11.88	<u>35.64</u>	57.26	<u>171.78</u>

Total		\$518.52		\$1,595.40
--------------	--	-----------------	--	-------------------

Weight		1,174 Lbs.		534 Lbs.
---------------	--	-------------------	--	-----------------

Price



Fireside

Effective July, 2009

Firebox size shown: 29 3/4"H x 36"W

Modern Texture

Mantelshelf:

<u>Qty</u>	<u>Item</u>	Weight		Price	
		Precast Concrete		GFRC	
		<u>Price</u>	<u>Total</u>	<u>Price</u>	<u>Total</u>
1	M40 R 26-1/8 L LV	\$11.94	\$11.94	\$44.67	\$44.67
1	M40 R 26-1/8 R LV	11.94	11.94	44.67	44.67
1	M40 S 23-5/8 LV	11.29	11.29	42.65	42.65

Face:

1	K 8 LV	9.86	9.86	19.36	19.36
4	M13 T 23-5/8 LV	10.04	40.16	38.61	154.44
2	M24 T PO 1*9 x 0-7/8 LV	13.66	27.32	28.39	56.78
1	M24 S 1*23-5/8 LV	13.37	13.37	25.36	25.36
2	M26 T PO 8*8 x 0-7/8 LV	13.37	26.74	34.39	68.78
2	M26 S 8*19-5/8 LV	12.95	25.90	31.42	62.84
2	PL15 Base LV	11.70	23.40	19.36	38.72

Hearth:

2	M20 RD 2*16 LV	12.12	24.24	37.48	74.96
4	M20 S 2*23-5/8 LV	11.05	44.20	38.61	154.44
4	PV 16 x 16 x 1-1/2 LV	9.86	<u>39.44</u>	44.67	<u>178.68</u>

Total

\$309.80


\$966.35

Weight

551 Lbs.

345 Lbs.

Price



Mesquite

Effective July, 2009

Firebox size shown: 29 3/4"H x 36"W

Modern Texture

Mantelshelf:

<u>Qty</u>	<u>Item</u>	<u>Weight</u>		<u>Price</u>	
		<u>Price</u>	<u>Total</u>	<u>Price</u>	<u>Total</u>
2	M20+23 RD 23-5/8 LV	\$21.44	\$42.88	\$73.00	\$146.00
1	M20+23 S 31-5/8 LV	20.49	20.49	73.00	73.00

Face:

2	M13 T I 23-5/8 LV	16.16	32.32	42.83	85.66
2	PL 12 base LV	18.71	37.42	74.13	148.26
7	PV 6 x 24 x 1 LV	12.36	86.52	44.24	309.68

Hearth:

2	M20 RD 2*16 LV	12.12	24.24	37.48	74.96
4	M20 S 2*23-5/8 LV	11.05	44.20	38.61	154.44
4	PV 16 x 16 x 1-1/2 LV	9.86	<u>39.44</u>	44.67	<u>178.68</u>

Total		\$327.51	\$1,170.68
--------------	--	-----------------	-------------------

Weight		681 Lbs.	415 Lbs.
---------------	--	-----------------	-----------------

Price



Effective July, 2009

Firebox size shown: 30"H x 48"W

Modern Texture

Mantelshelf:

<u>Qty</u>	<u>Item</u>	Weight		Price	
		Precast Concrete		GFRC	
		<u>Price</u>	<u>Total</u>	<u>Price</u>	<u>Total</u>
1	FP M20 R 6*23-5/8 L LV	\$42.06	\$42.06	\$91.18	\$91.18
1	FP M20 R 6*23-5/8 R LV	42.06	42.06	91.18	91.18
1	FP M20 SV 6*23-5/8 LV	43.66	43.66	91.95	91.95
6	FP M20 S 6*23-5/8 LV	40.93	245.58	86.66	519.96
1	M41 R 21-3/8 x 1-1/2L LV	14.73	14.73	39.03	39.03
1	M41 R 21-3/8 x 1-1/2R LV	14.73	14.73	39.03	39.03
6	M41 S 31-1/2 x 1-1/2 LV	14.79	88.74	57.14	342.84
10	M67 S e & d 1-1/2*23-5/8 LV	14.14	141.40	54.89	548.90
10	PV 24 X 24 X 1-1/2 LV	23.46	234.60	91.12	911.20

Face:

4	CT 3'-7" x 13" half LV	77.60	310.40	179.57	718.28
2	M65 CF e & d 8 x 0-1/2 LV	14.14	28.28	19.36	38.72
5	M65 S e & d 0-1/2*23-5/8 LV	14.14	70.70	19.36	96.80
6	PV 24 x 24 x 1-1/2 LV	23.46	140.76	91.12	546.72
2	PV 12 x 24 x 1-1/2 LV	11.88	23.76	57.26	114.52

Hearth:

1	M20 RD 3*24-7/8 LV	15.50	15.50	47.70	47.70
6	M20 S 3*23-5/8 LV	11.52	69.12	44.67	268.02
2	M50 C 12*12-7/8 LV	31.19	62.38	63.91	127.82
6	M50 S 12*31-5/8 LV	16.84	101.04	76.39	458.34
5	PV 24 x 24x 1-1/2 LV	23.46	<u>117.30</u>	91.12	<u>455.60</u>

Total		\$1,806.80		\$5,547.79
--------------	--	-------------------	--	-------------------

Weight		3,315 Lbs.		1,910 Lbs.
---------------	--	-------------------	--	-------------------

Price



Colonial

Effective July, 2009

Firebox size shown: 28"H x 42"W

Modern Texture

Mantelshelf:

<u>Qty</u>	<u>Item</u>	Weight		Price	
		Precast Concrete		GFRC	
		<u>Price</u>	<u>Total</u>	<u>Price</u>	<u>Total</u>
1	M22 R 24 x 3-5/8 L LV	\$39.80	\$39.80	\$92.25	\$92.25
1	M22 R 24 x 3-5/8 R LV	39.80	39.80	92.25	92.25
3	M22 S 31-5/8 x 3-5/8 LV	39.56	118.68	106.62	319.86

Face:

2	M13 CF 4 LV	9.39	18.78	34.39	68.78
2	M13 S 23-5/8 LV	9.98	19.96	38.61	77.22
2	M13 T 23-5/8 LV	10.04	20.08	38.61	77.22
4	M35 T 23-5/8 LV	22.16	88.64	77.16	308.64
2	PL12 Base Top 12 x 1-1/2 LV	12.53	25.06	22.33	44.66
2	PL12 Base Top 12 x 3-5/8 LV	15.98	31.96	34.39	68.78

Hearth:

1	M20 R 6*11-5/8 L LV	15.21	15.21	41.64	41.64
1	M20 R 6*11-5/8 R LV	15.21	15.21	41.64	41.64
5	M20 S 6* 23-5/8 LV	18.53	92.65	80.19	400.95
4	PV12 x 24 x 1-1/2 LV	11.88	<u>47.52</u>	57.26	<u>229.04</u>

Total

\$573.35

\$1,862.93

Weight

1,425 Lbs.

647 Lbs.

Price

Price



Atlantis

Effective July, 2009

Firebox size shown: 28"H x 42"W

Modern Texture

Mantelshelf:

<u>Qty</u>	<u>Item</u>	Weight		Price	
		Precast Concrete		GFRC	
		<u>Price</u>	<u>Total</u>	<u>Price</u>	<u>Total</u>
1	M40S3*23-5/8 LV	\$22.99	\$22.99	\$69.20	\$69.20
1	M40R3*26-1/8L LV	24.24	24.24	74.67	74.67
1	M40R3*26-1/8R LV	24.24	24.24	74.67	74.67
1	GJM022S73 LV	473.95	473.95	473.95	473.95
3	M25S23-5/8 LV	12.12	36.36	38.61	115.83
2	M25R22-1/2 L/R LV	12.65	25.30	34.49	68.98

Face:

4	M41S31-1/2x1-1/2 LV	14.79	59.16	57.14	228.56
2	M41CF,i 4-1/8x1-1/2 LV	13.78	27.56	31.42	62.84
4	M36T8*27-1/2x2-1/2 LV	20.55	82.20	44.80	179.20
2	M23TDS8*7 LV	15.62	31.24	22.00	44.00

Hearth:

5	M20S2*23-5/8 LV	11.05	55.25	38.61	193.05
2	M20RD2*16 LV	12.12	24.24	37.48	74.96
5	PV16x16x1-1/2 LV	9.86	49.30	44.67	<u>223.35</u>

Total **\$936.03** **\$1,883.26**

Weight **1,093 Lbs.** **601 Lbs.**

Price



Effective July, 2009

Firebox size shown: 42"H x 48"W

Modern Texture

Mantelshelf:

<u>Qty</u>	<u>Item</u>	Weight		Price	
		Precast	Concrete	Price	Total
		<u>Price</u>	<u>Total</u>	GFRC	<u>Total</u>
1	FPM20R6*23-5/8L LV	\$42.06	\$42.06	\$91.18	\$91.18
1	FPM20R6*23-5/8R LV	42.06	42.06	91.18	91.18
4	FPM20S6*23-5/8 LV	40.93	163.72	86.66	346.64
2	M23RD6-1/2*23-5/8x2 LV	14.14	28.28	60.94	121.88
4	M23S6-1/2*31-5/8x2 LV	14.14	56.56	61.60	246.40
6	M67S E&D 23-5/8X1-1/2 LV	14.14	84.84	54.89	329.34
3	M41S31-1/2X1-1/2 LV	14.79	44.37	57.14	171.42
4	PV6x24x1-1/2 LV	9.98	39.92	41.64	166.56
4	PV8x24x1-1/2 LV	10.45	41.80	42.83	171.32
1	M41R21-3/8x1-1/2L LV	14.73	14.73	39.03	39.03
1	M41R21-3/8x1-1/2R LV	14.73	14.73	39.03	39.03

Face:

2	CT6X10 Half Col LV	89.88	179.76	200.00	400.00
1	K12 Shield X1-1/2 LV	27.50	27.50	46.26	46.26
4	PV14X24X1-1/2 Cf4 LV	15.58	62.32	60.06	240.24
4	PV16X24X1-1/2 Cf4 LV	13.84	55.36	71.10	284.40
5	PV12X24X1-1/2 Cf4 LV	13.07	65.35	51.86	259.30
2	M65CF E&D 8X0-1/2 LV	14.14	28.28	19.36	38.72
7	M65S E&D 23-5/8X0-1/2	14.14	98.98	19.36	135.52


Hearth:

2	M20RD2*16 LV	12.12	24.24	37.48	74.96
5	M20S2*23-5/8 LV	11.05	55.25	38.61	193.05
6	PV16X16X1-1/2 LV	9.86	<u>59.16</u>	44.67	<u>268.02</u>

Total		\$1,229.27		\$3,754.45
--------------	--	-------------------	--	-------------------

Weight		2,351 Lbs.		1,355 Lbs.
---------------	--	-------------------	--	-------------------

Price



Effective July, 2009

Firebox size shown: 32-3/4"H x 42"W Modern Texture

Mantelshelf:

<u>Qty</u>	<u>Item</u>	Weight		Price	
		Precast Concrete		GFRC	
		<u>Price</u>	<u>Total</u>	<u>Price</u>	<u>Total</u>
1	M40 R 26-1/8 L LV	\$11.94	\$11.94	\$44.67	\$ 44.67
1	M40 R 26-1/8 R LV	11.94	11.94	44.67	44.67
1	M40 S 23-5/8 LV	11.29	11.29	42.65	42.65

Face:

1	M13 CF v 4-3/8 L LV	13.90	13.90	38.61	38.61
1	M13 CF v 4-3/8 R LV	13.90	13.90	38.61	38.61
2	M13 S 23-5/8 LV	9.98	19.96	38.61	77.22
2	M13 T 23-5/8 LV	10.04	20.08	38.61	77.22
2	PL15 Base LV	11.70	23.40	19.36	38.72
1	K8 LV	9.86	9.86	19.36	19.36

Hearth:

2	M20 RD 2*16 LV	12.12	24.24	37.48	74.96
5	M20 S 2*23-5/8 LV	11.05	55.25	38.61	193.05
3	PV 16 x 24 x 1-1/2 LV	12.65	<u>37.95</u>	44.67	<u>134.01</u>

Total		\$253.71	\$823.75
--------------	--	-----------------	-----------------

Weight		490 Lbs.	309 Lbs.
---------------	--	-----------------	-----------------

Price